

How has your general disposition been lately?



Really happy



Happy



Just ok




Bummed



Totally Depressed.

Please rate your pain according to the chart, since your last survey.



Abdominal Pain

0 1 2 3 4 5 6 7 8 9 10

Average Energy Level



Exhausted



Tired



Just enough



Good energy



Jet speed!

Activity Level

No limitation to activity

Occasional limitation

Severely restricted activity

Bleeding

No bleeding

Light bleeding sometimes

Light bleeding always

Moderate bleeding sometimes








Moderate bleeding always

Heavy bleeding sometimes

Heavy bleeding always

## Stool

### Bristol Stool Chart

Type 1		Separate hard lumps, like nuts (hard to pass)
Type 2		Sausage-shaped but lumpy
Type 3		Like a sausage but with cracks on the surface
Type 4		Like a sausage or snake, smooth and soft
Type 5		Soft blobs with clear-cut edges
Type 6		Fluffy pieces with ragged edges, a mushy stool
Type 7		Watery, no solid pieces. <b>Entirely Liquid</b>

What is the consistency of your average stool?

1

2

3

4

5

6

7

What's the average number of times you go per day?